











Experience Book 2	Hana's Hundred of Hijabs By Razeena Omar Gutta	Lesson 1
-------------------	---	-----------------

Resources needed	Settle: Different fabrics, enough small pieces for one per child	
	Activity A: Job advert worksheet (optional)	Activity B: Patchwork quilt template






Aspect	Timing	Activity
Theme Overview	2 mins	<ul style="list-style-type: none"> Explore the word 'experience'. What do pupils think this word means? How does this word relate to aspirations? (prompts in slide notes)
Ground rules	2 mins	<ul style="list-style-type: none"> The Story Project lessons are safe spaces for pupils to discuss ideas and share feelings. Talk about some ground rules for how you will achieve this together. Examples are included in the PowerPoint.
Settle 	5 mins	<p>'Sensory materials'</p> <ul style="list-style-type: none"> Gather 30 small pieces of fabric about the size of a napkin. You could use old fabric, scraps, tissue, felt or old clothing cut in to pieces. Give a piece of material to each child or let them choose one each. Ask children to close their eyes and take deep breaths While they are doing this, ask them to slowly feel the material and think about what they can sense. Give the children a minute or so to quietly breath and concentration on feeling of the fabric. Is the material soft or rough, creased, jewelled? Does it stretch, is it strong?
Training 	5 mins	<ul style="list-style-type: none"> Look at the picture of Hana on the front cover. How do children think she is feeling? How do they know? What do you think Hana is thinking?
Objective 	2 mins	<ul style="list-style-type: none"> I can tell you some of the skills and qualities I need to be successful as an adult at work
Read 	10 mins	<ul style="list-style-type: none"> Share the story with pupils. Use the suggested comprehension questions in the PowerPoint to develop pupils' understanding of vocabulary, retrieve information, and infer meaning. Prompts are provided in the notes of the PowerPoint. In this lesson, we have provided some additional material (slide 10) for children interested in learning more about hijab and other head coverings. The story is an excellent way to discuss and celebrate this topic.
You 	20 mins	<p>1. Class discussion: 'Is it important to do a job that you love?' See slide notes for prompts</p> <p>2. Choose either activity A or B (or you can do both!).</p> <p>Activity A: You're hired!</p> <ul style="list-style-type: none"> Tell the children they are going to be 'recruitment consultants' (explain what this means if children are unsure). Several job opportunities have landed on their desks, and it is their responsibility to create job adverts for each one. Each advert must tell potential candidates what skills and qualities are needed for the job. Work together as a class (see PPT) or in small groups (print out below). At the end, invite children to pick which job would suit their own skills and qualities best and explain why. Note: If any career stereotypes come up, discuss this with the children and address any myths. <i>You could extend this activity by holding mock interviews, focusing on skills and qualities.</i> <p>Activity B: Patchwork Quilt</p> <ul style="list-style-type: none"> Tell the class that they should imagine a big piece of fabric made from lots of squares of smaller fabric (a patchwork quilt!). Being successful as an adult needs lots of different skills and qualities, just like a big patchwork quilt – where all the skills come together to make a person. Talk as a class about what skills and qualities are needed to be a successful adult (see slide prompts). Note how these skills and qualities are useful in almost ALL jobs. Then using the template below, ask children to add the skills and qualities they have to celebrate all that makes them who they are. They can decorate the squares if they like. Consider making a display of the classes work, emphasizing all the different skills and qualities everyone has.

Experience Book 2	Hana's Hundred of Hijabs By Razeena Omar Gutta	Lesson 2
-------------------	---	-----------------

Resources needed	Activity A: Make a plan worksheet (optional)	Activity B: Access to the internet/books about careers
-------------------------	---	---

Aspect	Timing	Activity
Theme Overview	2 mins	<ul style="list-style-type: none"> Refer back to the discussion from Lesson 1
Ground rules	2 mins	<ul style="list-style-type: none"> The Story Project lessons are safe spaces for pupils to discuss ideas and share feelings. Talk about some ground rules for how you will achieve this together. Examples are included in the PowerPoint.
Settle 	5 mins	<p>'Dress to impress'</p> <ul style="list-style-type: none"> Give children a moment to think about their favourite outfit. This could be an outfit they wear to special occasions, their comfiest clothes, their pyjamas or their uniform. You could also share some images of outfits, particularly if you have children in class who might not have special clothes at home (see PPT) Ask the children to close their eyes and imagine they are wearing their favourite clothes (either real or imagined from the images) – how do they feel when they are wearing these clothes? Use language that encourages confidence and comfort. Guide children to take deep breaths and as they do, tell them to let these feelings fill them up. With each breath they should feel calmer and more confident, just as they would in their favourite clothes.
Training 	5 mins	<ul style="list-style-type: none"> Look at the pictures of Hana on page 7 and 8 (the page that begins 'she tries limiting herself') How do you think styling her hijab makes Hana feel? How do children know this?
Objective 	2 mins	I can tell you about some of the different routes into jobs and careers
Read 	10 mins	<ul style="list-style-type: none"> Share the story with pupils. Use the suggested comprehension questions in the PowerPoint to develop pupils' understanding of vocabulary, retrieve information, and infer meaning. Prompts are provided in the notes of the PowerPoint.
You 	20 mins	<p>3. Class discussion: 'Can anyone go to university?' See slide notes for prompts</p> <p>4. Choose either activity A or B (or you can do both!).</p> <p>Activity A: What should Hana do next?</p> <ul style="list-style-type: none"> Tell the children that they are going to pretend to be a member of Hana's family. Hana has come to them for advice about how to become a fashion stylist when she is older. Together, create a plan for Hana that means she has enough 1. Experience, 2. Knowledge and 3. the qualities to be successful! Emphasise that there are different routes to this job (collage/university/work experience etc). Prompts in the slide. This activity can be done in small groups or pairs if you prefer. (Worksheet below) <p>Activity B: Career road map</p> <ul style="list-style-type: none"> Split the class into small groups or pairs. Give each one a different route to a job/career (it is ok if you must repeat some options). Ensuring children have access to the internet or books about careers, ask them to create a fact file about each one. There are some links to helpful websites in the PPT slides. Invite children to the front to talk about each of the routes to careers. You could create a display using a road image and the children's fact files, if you wish.

Experience Book 2	Hana's Hundred of Hijabs By Razeena Omar Gutta	Lesson 3 - Reflection
Resources Needed	QR codes (on PowerPoint slides) Pupil access to the internet (optional)	

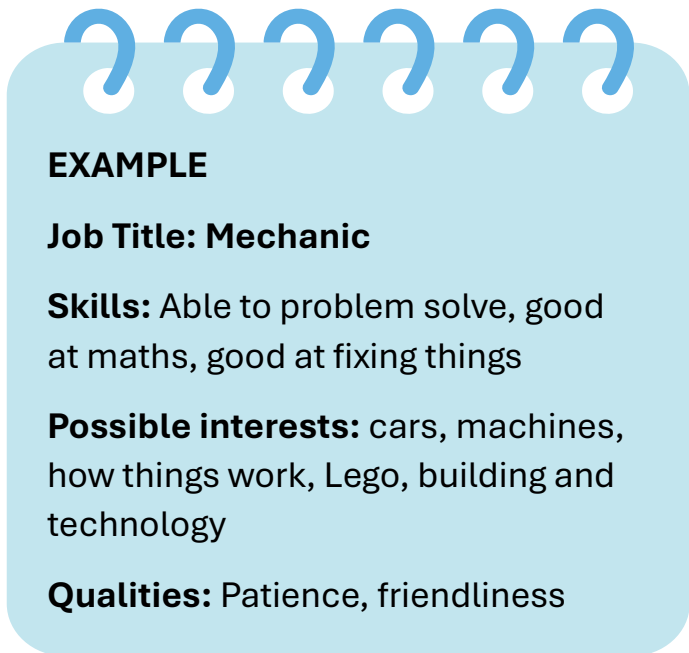
Aspect	Timing	Activity
 Settle	5 mins	<ul style="list-style-type: none"> Choose one of the Settle activities from either lesson 1 or 2 Discuss how the Settle activities made the children feel.
 Training	10 mins	<ul style="list-style-type: none"> Which feelings and emotions have you covered over the Unit? Can the children explain what each feeling and emotion means? Can they give an example of when they have felt like that themselves?
 Objective	5 mins	<p>Assessment opportunity of objectives from lesson 1 and 2</p> <ul style="list-style-type: none"> I can tell you some of the skills and qualities I need to be successful as an adult at work I can tell you about some of the different routes into jobs and careers
 Read	5 mins	<ul style="list-style-type: none"> Ask children to summarise main wellbeing themes of the story to their Talk Partner
 You	15 mins	<p>Class discussion: Use the review questions on the slides</p> <ul style="list-style-type: none"> There is a review form for children to answer and a different one for adults. Read the children's questions to the class and/or display on a screen Give the children some thinking time, or time to discuss their responses with a Talk Partner. Teachers, please complete your review form separately. <p>Activity A:</p> <ul style="list-style-type: none"> The teacher asks the questions to the class and facilitates a discussion. The teacher summarises the children's responses on the online form. <p>Or:</p> <p>Activity B:</p> <ul style="list-style-type: none"> If children have access to a device each, they can use the QR code to complete their own responses.

Children's questions:
<https://forms.office.com/e/gv0UsCJeTy>



Teachers' questions:
<https://forms.office.com/e/ePQtyxzyY8>





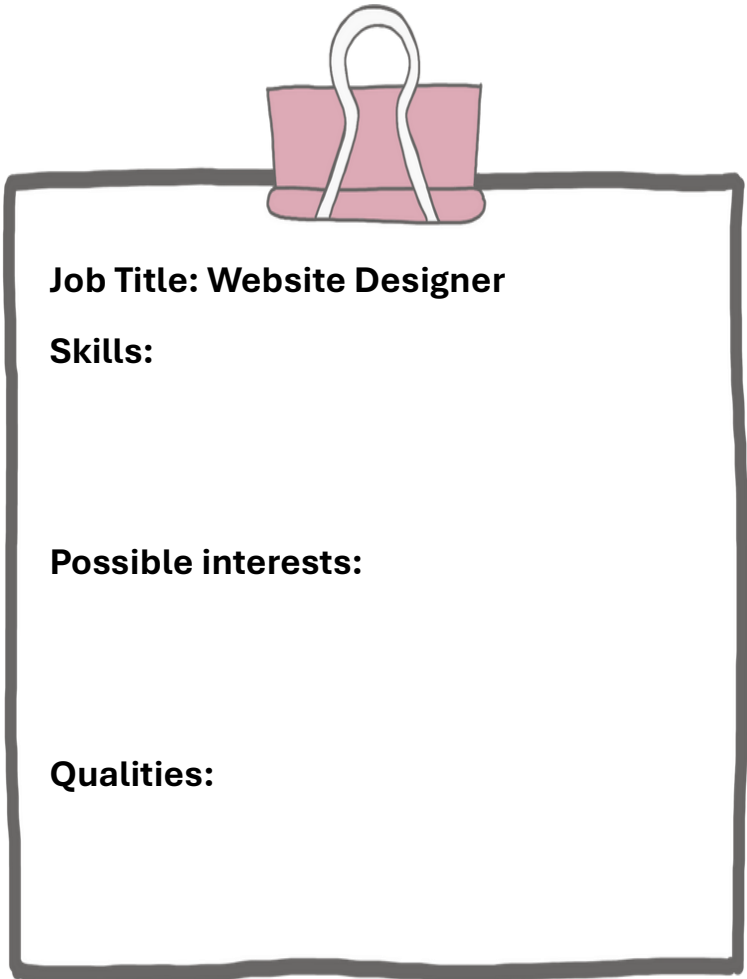
EXAMPLE

Job Title: Mechanic

Skills: Able to problem solve, good at maths, good at fixing things

Possible interests: cars, machines, how things work, Lego, building and technology

Qualities: Patience, friendliness

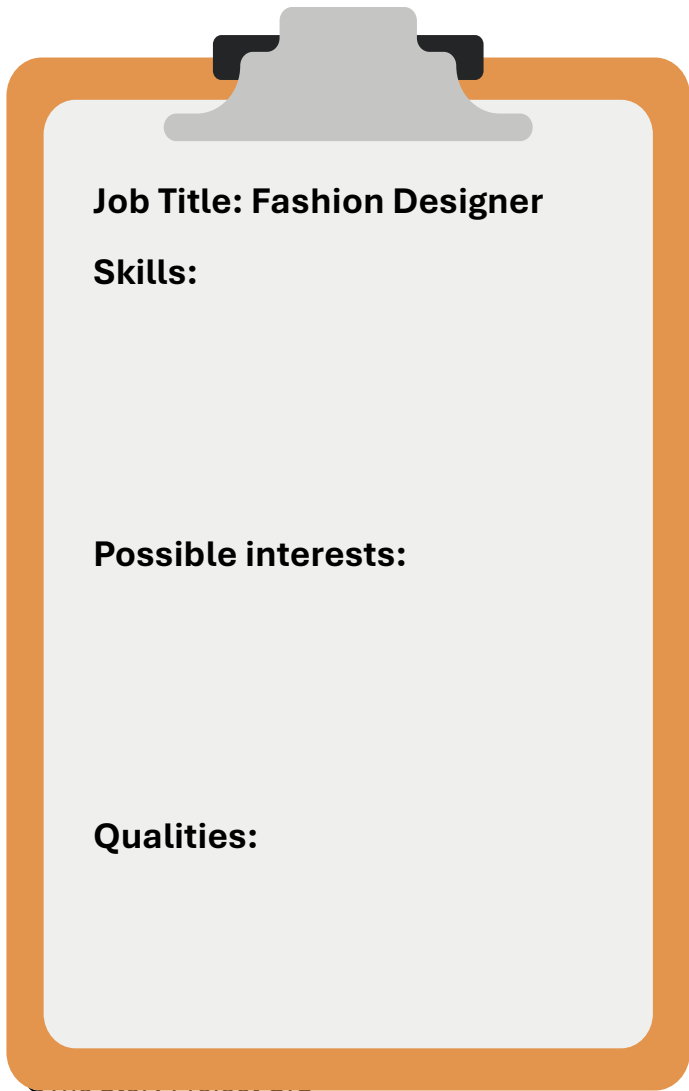


Job Title: Website Designer

Skills:

Possible interests:

Qualities:



Job Title: Fashion Designer

Skills:

Possible interests:

Qualities:



Job Title: Teacher

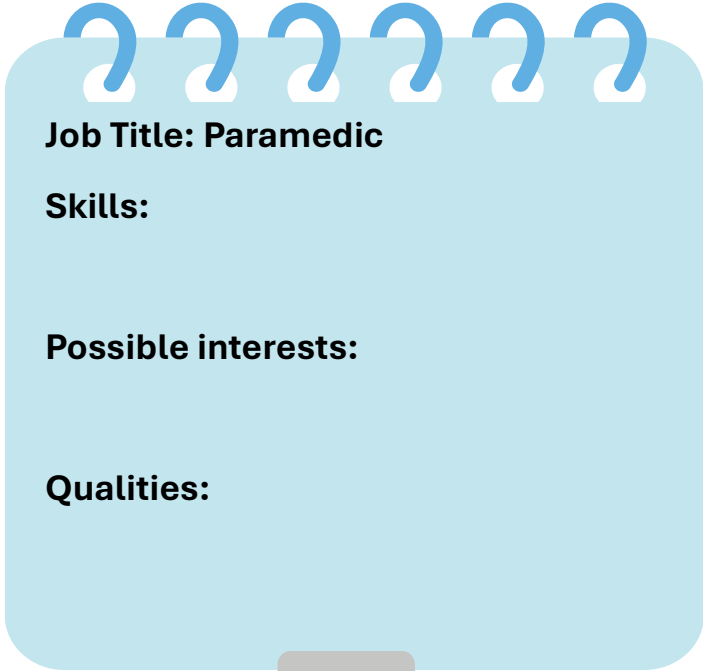
Skills:

Possible interests:

Qualities:

Hana's Hundreds of Hijabs

Lesson 1, Activity A 'You're Hired'

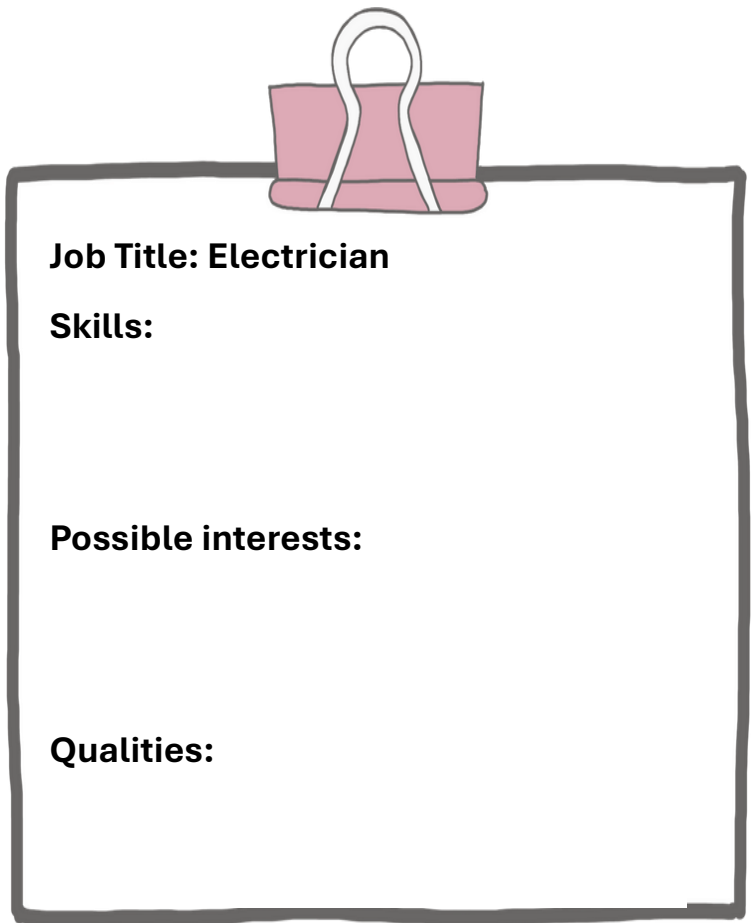


Job Title: Paramedic

Skills:

Possible interests:

Qualities:

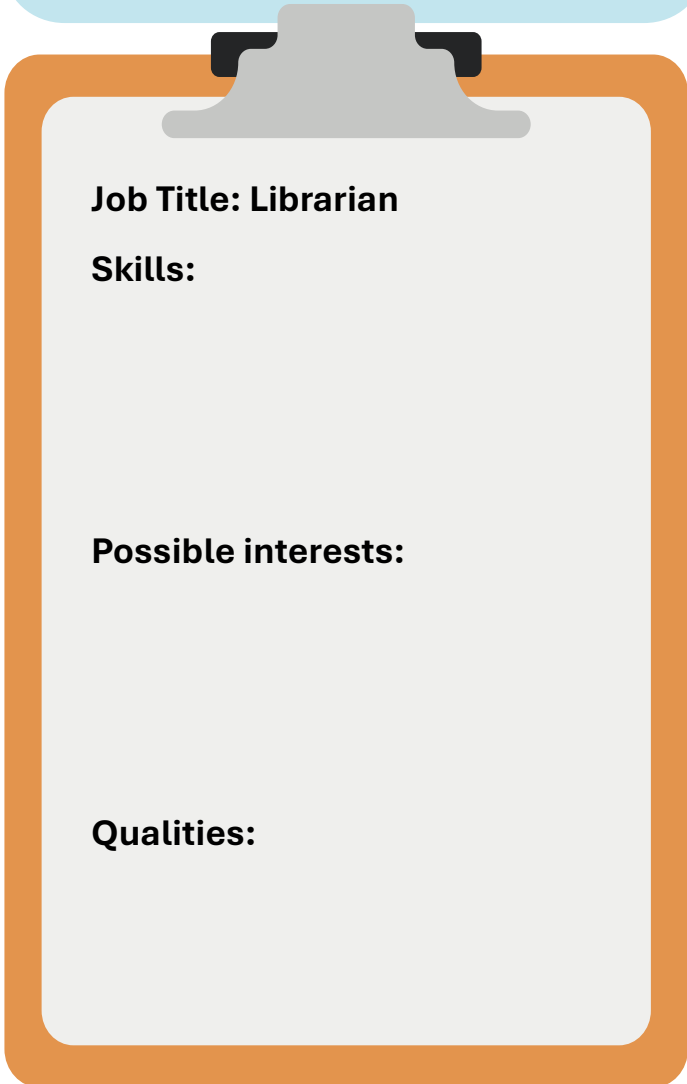


Job Title: Electrician

Skills:

Possible interests:

Qualities:

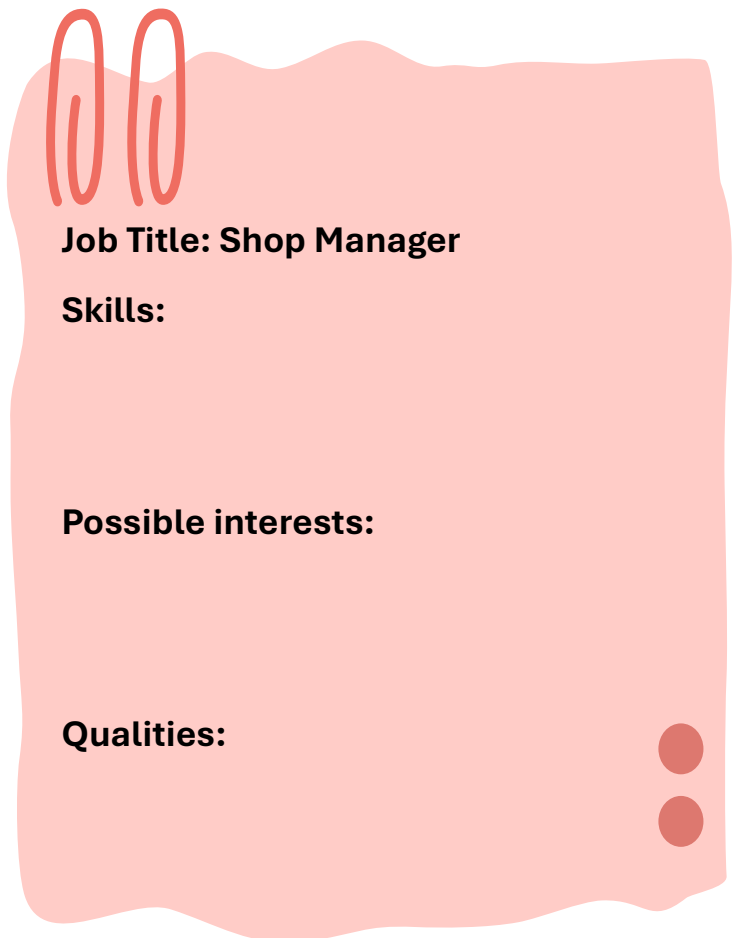


Job Title: Librarian

Skills:

Possible interests:

Qualities:



Job Title: Shop Manager

Skills:


Possible interests:

Qualities:

Hana's Hundreds of Hijabs

Lesson 1, Activity B: Patchwork Quilt

What skills and qualities make you who you are? Which ones will help you be successful as an adult?



Hana's Hundreds of Hijabs

Lesson 2, Activity A: What should Hana do next?

Make a plan for Hana so she can become a fashion stylist. Remember: there are lots of routes to this job, so make Hana a few different plans!

Experience	Knowledge	Skills and Qualities